




mirostone<sup>®</sup>  
SOLID SURFACES FOR EVERY ROOM

Mirostone® is a range of versatile worksurfaces that have all the beauty and feel of natural stone combined with exceptional practicality.



mirostone  
**avalon**  
worktops, splashbacks and upstands  
mirostone  
**pure acrylic white**  
A0001 sink  
mirostone  
**angel**  
decorative end panels and island unit



## mirostone® for the kitchen

Mirostone® is the ideal kitchen surface. This image shows you some of the practical and beautiful features you can have incorporated into your kitchen surfaces.

### 1. Worksurfaces

The surface that works the hardest! Seamlessly incorporating sinks, drainer grooves, taps and hobs.

### 2. Island units and breakfast bar areas

An extra wide surface for preparing food and eating with friends and family. There's even a place for the children to do their homework.

### 3. Upstands

Upstands give you a hygienic and durable barrier from water and impact.

### 4. Splashbacks

A cost effective and hygienic alternative to tiles. Easy to clean: just a wipe down is all that's needed.

### 5. Hobs

Whether you own a ceramic or gas or induction hob, all types can work perfectly within your Mirostone® surface.

### 6. Sinks

Take a look at the Mirostone® sink and bowl choices starting on page 28. All styles of sinks and bowls work perfectly with Mirostone® surfaces.

### 7. Recessed drainers and grooves

You can have water proof drainer grooves seamlessly incorporated into your Mirostone® surface. As shown in the image, you can also choose a recessed drainer to keep the rest of your surfaces dry and clean.

### 8. Decorative end panels

A decorative end panel seamlessly connects your Mirostone® worksurface, breakfast bar or island unit to the floor.

**Ask your kitchen designer for advice on how Mirostone® could work for you and your dream kitchen.**

# mirostone® for the bathroom

Mirostone's versatility means it is also at home being soaked in a busy bathroom, giving you a durable, hygienic and safe surface for your family.

## 1. Mirostone® vanity surface with seamless bowl

The Mirostone® surface of the vanity unit is seamlessly fitted with a Mirostone® acrylic bowl, giving you a completely waterproof area.

## 2. Upstands and splashbacks

In this image we have shown Mirostone® upstands below the tiled area. Mirostone® upstands are cost effective, easy to clean, waterproof and hygienic.

## 3. Decorative end panels

The decorative end panel has exactly the same décor as the vanity surface to complete the seamless look of your bathroom. And its so easy to wipe clean!

# mirostone® for the utility room

A busy utility room puts up with high humidity levels and being splashed with water. Mirostone® can deal with all this and more, because of its durable, completely waterproof and easy to clean qualities.

## 1. Worktops

Mirostone® worktops can handle wet clothes taken from the washing machine, garden tools having soil washed off and paint brushes cleaned in the sink. It's all part of living in a busy home!

## 2. Sinks

We have shown a stainless steel sink in this image, but a Belfast or Butler style ceramic sink is also a good choice for the utility room.

## 3. Upstands and splashbacks

In this image we have used a colour matching Mirostone® splashback to protect the wall behind the sink and upstands on the two side walls.



# 10 reasons to buy mirostone®

Turn the page and read on to find out why Mirostone®  
is the perfect surface for every room in your home.

# no. 1 size matters

Your installer can machine standard Mirostone® components to perfectly fit the dimensions of your kitchen, bathroom and utility room. You can even have dimensions that are much larger than these standard components, using Mirostone's amazing seamless jointing technique.

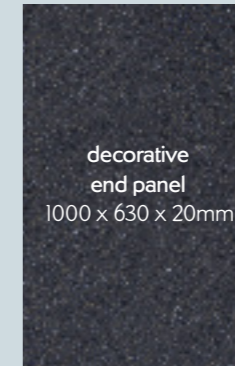
All components are available using all of the Mirostone® décors.



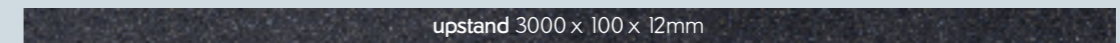
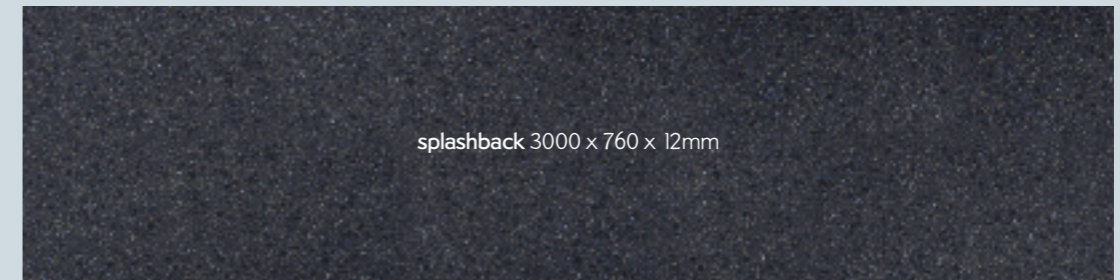
**worktop,  
breakfast bar  
and island unit  
components**



**Decorative end panels machined from worktop,  
breakfast bar and island unit components**



**12mm splashback and upstand components**





no.2  
durable

## the resilient surface for modern living

Mirostone® is designed for modern living. Its solid construction means that Mirostone® can easily deal with the stresses and strains of being a hard working surface in the kitchen, bathroom or utility room.

Please refer to our leaflet: How to care for your Mirostone® solid surfaces.







## perfect for all wet areas

Mirostone® is a pure solid surface through and through. It has no chipboard or any other absorbent core, making Mirostone® completely waterproof. Even the hot steam from an opened dishwasher cannot damage Mirostone®!

The 100% waterproof quality of Mirostone® makes it one of the most hygienic surfaces available, because a clean, dry surface prevents bacteria from developing. Easy to maintain and user friendly, Mirostone's surface washes off every day marks with just soap and water, leaving it looking as good as new.



no.3  
waterproof

mirostone  
cool steel sparkle

no.4  
seamless integration



## joints that are inconspicuous!

Simple yet classy. Mirostone's seamless joints create a naturally flowing appearance that is not only smart, but also hygienic, completely waterproof and so easy to clean. Better still, Mirostone's pure acrylic sinks and bowls can also be seamlessly integrated into Mirostone's super-hygienic surface.



no.5  
hygienic

## the safest surface

Mirostone® is a completely safe surface on which to prepare and eat food, even if the children have taken over the kitchen! It's easy to clean and waterproof so harmful germs are prevented from being retained on the surface. Also, because Mirostone® has smooth imperceptible seams, there are no unsightly joints in which dangerous bacteria can develop.

# no.6 speed of fitting


no special tools needed

Mirostone® can be safely installed in your home using standard woodworking tools. So Mirostone® successfully avoids all the time consuming delays and inconvenience of other surfaces. And, the new silky surface texture of Mirostone® saves your installer time during the final finishing stage.



## step one

Your installer fits your kitchen cabinets.




## step two

The Mirostone® worktops are cut to size and placed on top of your cabinets with the sink fitted.



## step three

The breakfast bar is fitted with a seamless joint to the worksurface.



## step four

The decorative end panel is fitted seamlessly to the breakfast bar.



## step five

The splashback and upstands are installed.



## step six

To complete the installation the hob is integrated into the Mirostone® worktop.





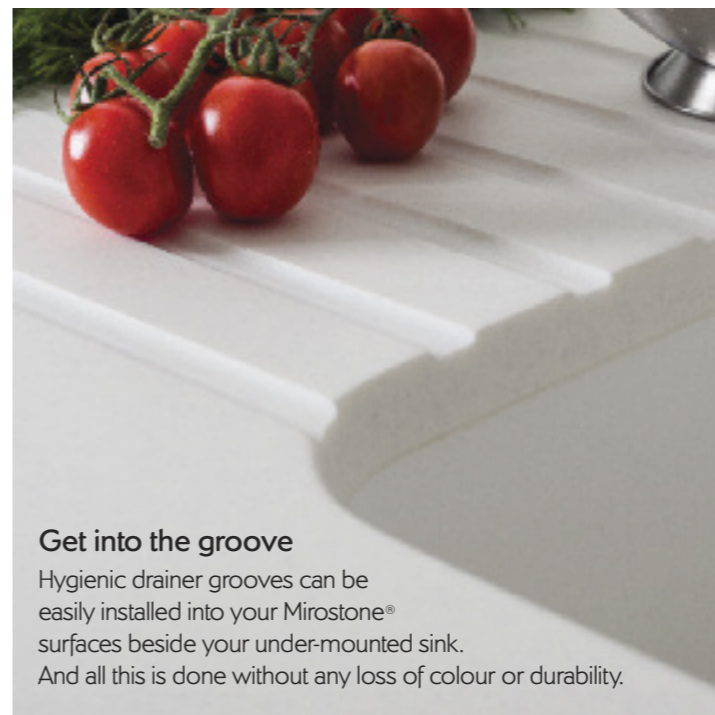
mirostone  
alaskan

no.7  
colour all  
the way through

## consistent throughout

Mirostone's colourful stone effects are not just skin deep, they run consistently throughout its thickness. So now you can have uniquely stylish and practical worksurface features.

Take a look below to see two of these features.



### Get into the groove

Hygienic drainer grooves can be easily installed into your Mirostone® surfaces beside your under-mounted sink. And all this is done without any loss of colour or durability.





### Ahead of the curve

Unlike many other surfaces, Mirostone® can be easily curved without any loss of colour or the need for unsightly joints. It can follow the contours of your cabinet design and give you a great looking corner on your island unit.

# no.8 the décor collection

Take a look at our décor collection book to see 1:1 scale images of these décors. Scale of these swatch images: 1:2



## the complete picture

Unlike all the other Mirostone® décors, you need a larger image to see the beauty of the marble effects of Taj Mahal and San Marco. These 1:6 images of Taj Mahal and San Marco also show how these marble effects look when seamlessly jointed.



### Surface Finishes

Your Mirostone® will be hand finished by your installer. We recommend when installed into a kitchen, bathroom or utility room that Mirostone® is finished to a soft sheen. This will leave a surface that is beautiful, yet easier to maintain. It is possible to finish Mirostone® to a high gloss, however this is only suitable in areas where the use of the surface will be gentler: such as in a typical bathroom. High gloss finishes require more care and maintenance.

Please consult your installer to find out more details.

\*These darker décors may require additional maintenance. Please refer to our leaflet 'How to care for your solid surfaces'.



## integration

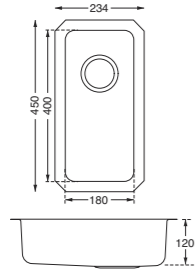
Mirostone® pure acrylic sinks and bowls fully integrate with Mirostone's worktops inconspicuously, leaving no overhanging rims. These features ensure a completely hygienic, easy to clean surface with a smooth, seamless look. Drainer grooves can be graduated from 2–5mm to create a waterfall effect that drains away drips and splashes.

All brands, materials and styles of undermount sinks can be used with Mirostone®.

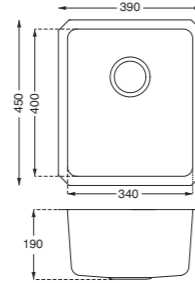
no.9  
wide range of sinks,  
bowls and drainers



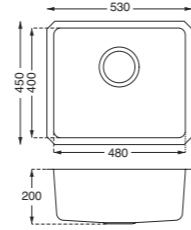
**esk 0.5 stainless steel**



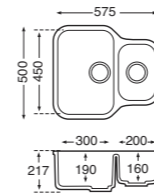
**weaver 1.0 stainless steel**



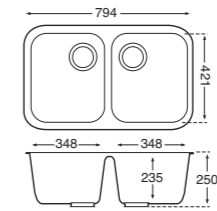
**twiss 1.0 stainless steel**



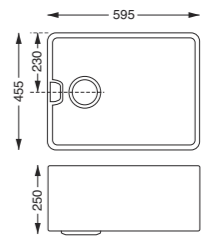
**A0004 pure acrylic white**



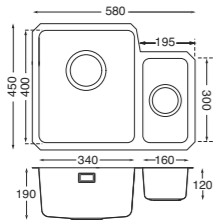
**A2311 pure acrylic white**



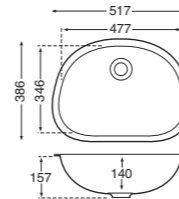
**lagan ceramic white**



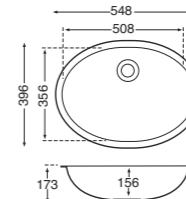
**colne 1.5 stainless steel**



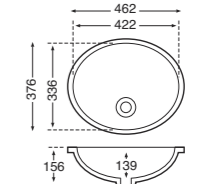
**A3201 pure acrylic white**



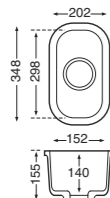
**A3211 pure acrylic white**



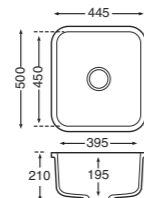
**A3181 pure acrylic white**



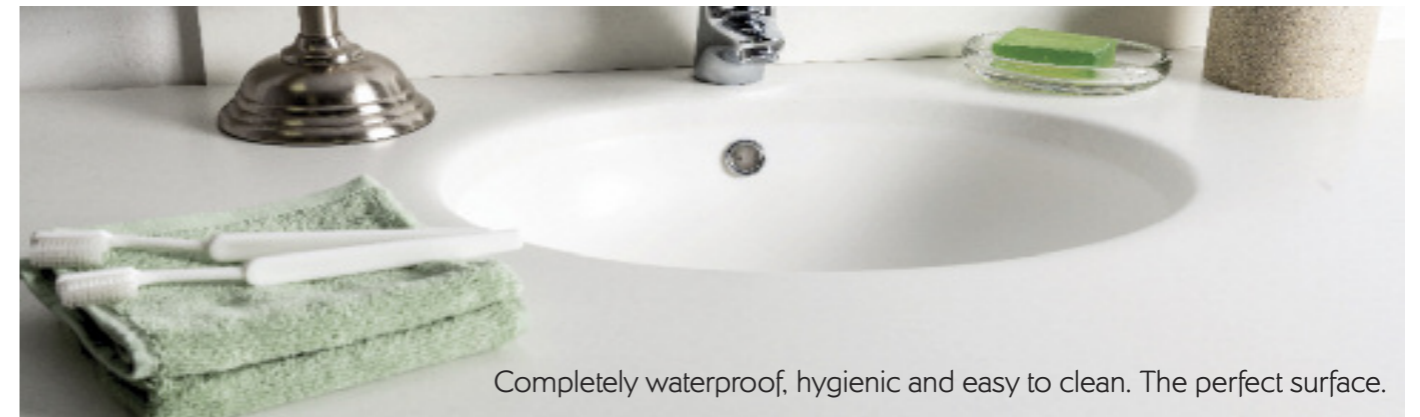
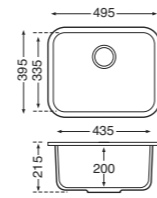
**A0002 pure acrylic white**



**A0003 pure acrylic white**



**A0001 pure acrylic white**



Completely waterproof, hygienic and easy to clean. The perfect surface.



## peace of mind

It's reassuring to know that all Mirostone® surfaces have a 10 year warranty and can be made to look as good as new again in the unlikely event of being damaged.

Ask your kitchen designer or installer for a care and maintenance kit and a copy of our leaflet: How to Care for your Mirostone® Solid Surfaces, where you can see full details of the warranty.



no.10  
ready to go with a  
10 year warranty

For samples and technical information,  
please contact your local Mirostone<sup>®</sup> retailer

# mirostone<sup>®</sup>

Whilst every effort has been made to accurately represent the Mirostone<sup>®</sup> colours and textures in this brochure, we are unable to guarantee an exact match due to the limitations of the printing process. E&OE. We reserve the right to update specifications without notice. All dimensions are nominal.

[mirostone.co.uk](http://mirostone.co.uk)

